

## Multi-Lite Pendant, US

Louis Weisdorf - 1972



ITEM NUMBER	Multi-Lite Pendant (Base: Brass, Shade: Shiny Brass)	10014455
	Multi-Lite Pendant (Base: Brass, Shade: Soft Black Semi matt)	10014452
	Multi-Lite Pendant (Base: Brass, Shade: Rose Dust Semi matt)	10014457
	Multi-Lite Pendant (Base: Chrome, Shade: White Semi matt)	10014462
	Multi-Lite Pendant (Base: Chrome, Shade: Chrome)	10014461
	Multi-Lite Pendant (Base: Brass, Shade: White Semi matt)	10014456
	Multi-Lite Pendant (Base: Brass, Shade: Midnight Blue)	10074008
	Multi-Lite Pendant (Base: Brass, Shade: Nordic Blue matt)	10014453
	Multi-Lite Pendant (Base: Brass, Shade: Sea Grey Semi matt)	10014454
	Multi-Lite Pendant (Base: Black Brass, Shade: Black Brass)	10072257
	Multi-Lite Pendant (Base: Chrome, Shade: Black Semi matt)	10014463


### DESCRIPTION

Louis Weisdorf's contemporary and classic design philosophy is echoed in the Multi-Lite Floor Lamp. With its timeless elegance, distinctive style and unique multi-functionality, the Multi-Lite Floor Lamp brings life and character to any interior space. The Multi-Lite lamp design is created in 1972 by the Danish architect Louis Weisdorf with the aim of reflecting his passion for diversity. Due to its unique design, the two opposing outside shades can individually be rotated and transformed into multiple combinations and encourage for personal installations and expressions whenever desired. Always with Weisdorf's design philosophy in mind, the light can be directed upwards, downwards or exude an asymmetric art light without exposing the light source.

## Materials & Finishes

### SHADE FINISH

Shiny Brass, Soft Black Semi matt (RAL 9005), Rose Dust semi matt (RAL 0506020), White Semi matt (RAL 9003), Chrome, Midnight Blue, Nordic Blue matt (RAL 2505025), Sea grey semi matt (RAL 1607005), Black Brass, Black semi matt



### BASE FINISH

Chrome, Brass, Black Brass



### CORD SHAPE

Round

### CORD COLOUR

Black textile

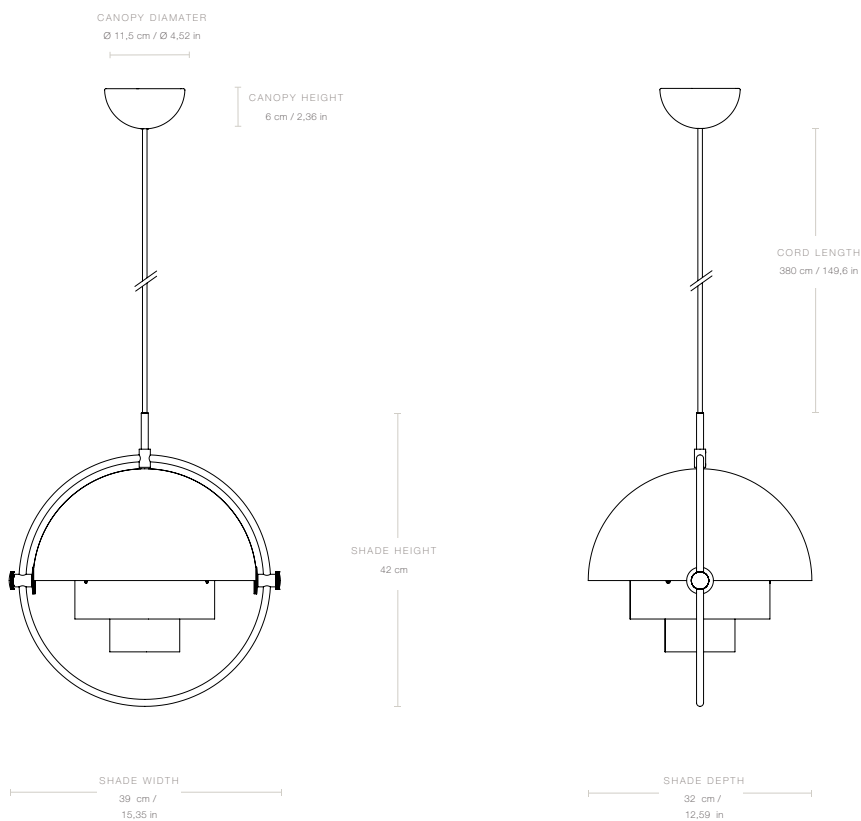
### MATERIALS

Steel (Shade) Aluminum (Canopy)

### CORD LENGTH

149,6 in

## Dimensions



LAMP WIDTH	15.3 in
LAMP DEPTH	12.6 in
LAMP HEIGHT	16.5 in
CANOPY HEIGHT	2.3 in
CANOPY DIAMETER	Ø4.5 in
SHADE DIAMETER	Ø12.6 in
SHADE HEIGHT	16.5 in
CORD LENGTH	149,6 in

---

## Weight

TOTAL WEIGHT	6.1 lb
--------------	--------

---

## Packaging

NUMBER OF PARCELS	1
PACKAGING LENGTH	15 in
PACKAGING WIDTH	15 in
PACKAGING HEIGHT	20 in
PACKAGING WEIGHT	3.75 lb
GROSS WEIGHT	9.9 lb



---

## Electrical Specifications

BULB SOCKET	E26
RECOMMENDED BULB	810 Lumen (6W-10W LED Dimmable)
VOLTAGE	120
BULB INCLUDED	No
PLUG TYPE	US - Type A, 2 PIN

---

## Test & Certifications

CERTIFICATION	 
ISOLATION CLASS	II
IP CLASSIFICATION	20

SUSTAINABILITY

Parts can be separated and sorted for recycling

---

KEY FEATURES

Adjustable quarter-sphere shades