

Leaf 002 Coffee Table

Design Gordon Guillaumier

Technical Information



Imagine this collection as a leaf that falls from the trees and becomes a perfect accessorize to the garden furniture; LEAF is a collection of outdoor side tables also designed to be combined with each others, creating a harmonious game of tops in two heights and of different hues, of "natural inspiration". The variety of colours available for the tops in gres, allows many different combinations which wink at the fabrics and finishes palette offered by RODA for the outdoor design, that enriches year after year.

TECHNICAL INFORMATION

DESCRIPTION

Coffee table for outdoor use.

STRUCTURE

Powder coated stainless steel.

WEIGHT

Structure 19 kg

TOP

Gres

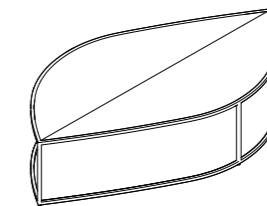
STORAGE COVER

Available.

DIMENSION

L 67 x P 120 x H 28 cm

W 26" $\frac{3}{8}$ x D 47" $\frac{1}{4}$ x H 11"



Materials


METAL



Smoke

Milk

TOP GRES




Sand + Sand

Mole + Mole

Lead + Lead

TOP/BI-COLOR GRES



Lead + Sand

Lead + mole

Sand + mole

Sand + lead