



Suspension lighting system with direct, indirect and diffuse light, for indoor use.

CARROPONTE is a lighting system that reinterprets an electrified track. Not a technical support, but a pattern that crosses through and designs the space. Positioned as required, the light runs along its path, following the needs of those who live in the space. With CARROPONTE, lighting becomes a gesture, a dynamic and precise sign placing light just where it is needed.

The track is in matt white, matt black painted aluminium or matt nickel and is available in 1 m, 2 m and 3 m lengths. Various luminaires with direct, indirect and diffuse light are available. The luminaires for this system have a matt black or matt white polycarbonate base.

The track is powered at 48V DC and is modular.

Sistema di illuminazione a sospensione, a luce diretta e indiretta e diffusa, per interni.

CARROPONTE è un sistema illuminante che reinterpreta il binario elettrificato. Non un supporto tecnico, ma un grafo che attraversa lo spazio e lo disegna. La luce scorre lungo il suo percorso, si posiziona con libertà, segue le esigenze di chi abita lo spazio. Con CARROPONTE, l'illuminazione diventa gesto, segno dinamico e preciso al servizio della luce esattamente dove la si desidera.

Il binario è in alluminio verniciato bianco opaco, nero opaco oppure nichel opaco ed è disponibile nelle misure di 1 m, 2 m e 3 m. Sono disponibili diversi corpi illuminanti a luce diretta, indiretta e diffusa. Gli apparecchi dedicati a questo sistema hanno la base in policarbonato nero opaco o bianco opaco.

Il binario funziona a 48V DC ed è componibile.

Finish

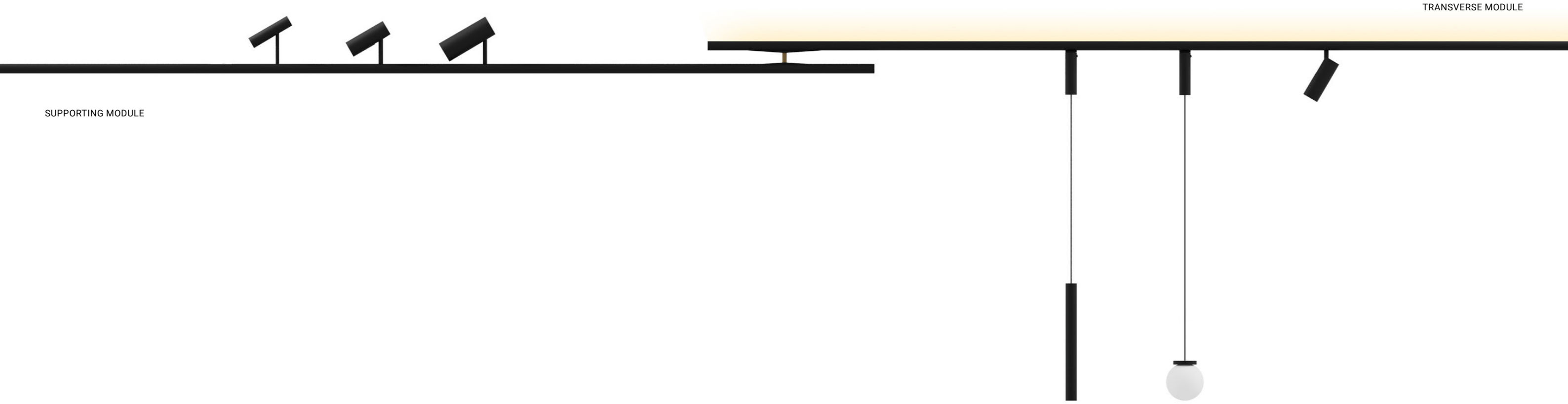
.03 Matt White
.45 Matt Nickel

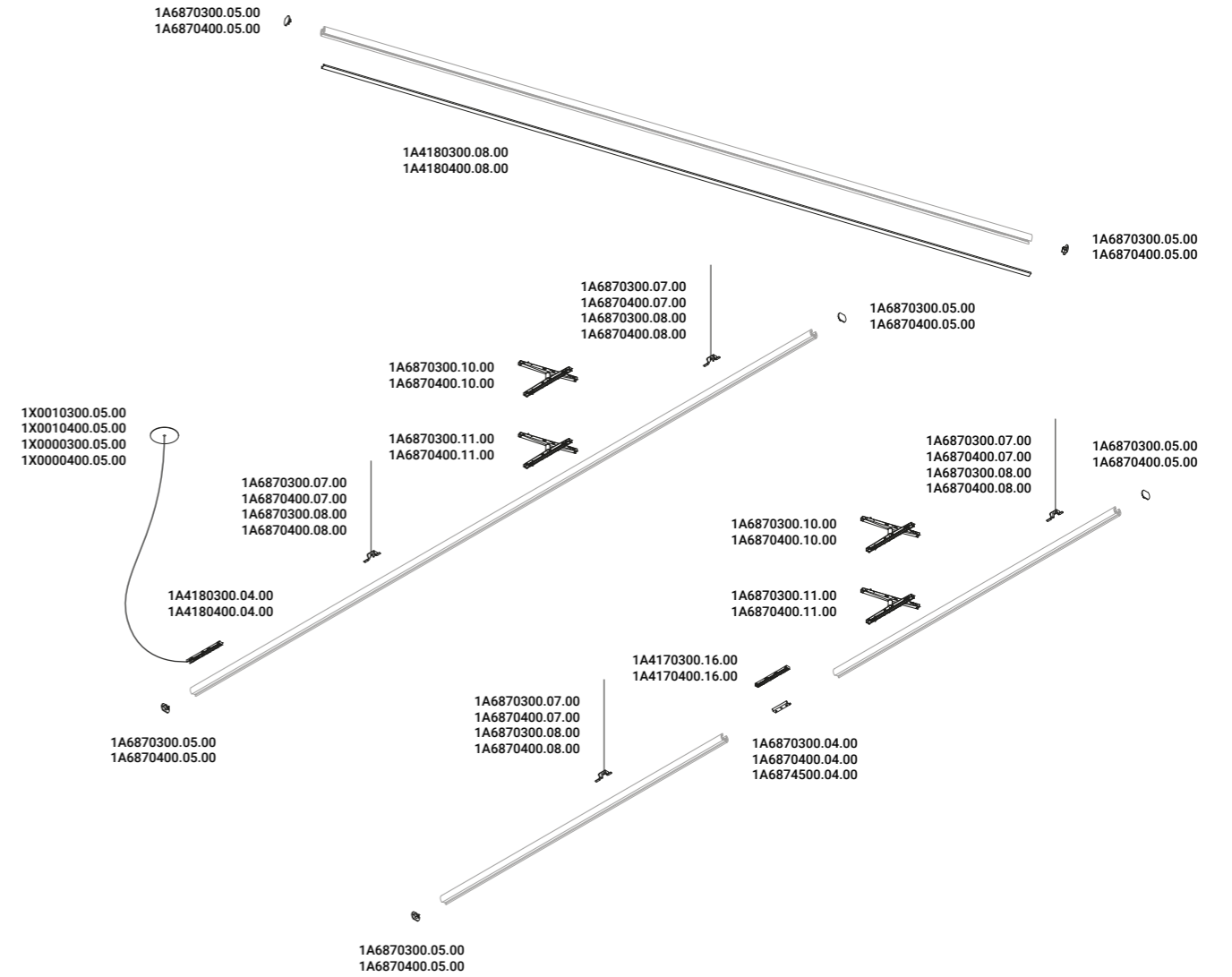
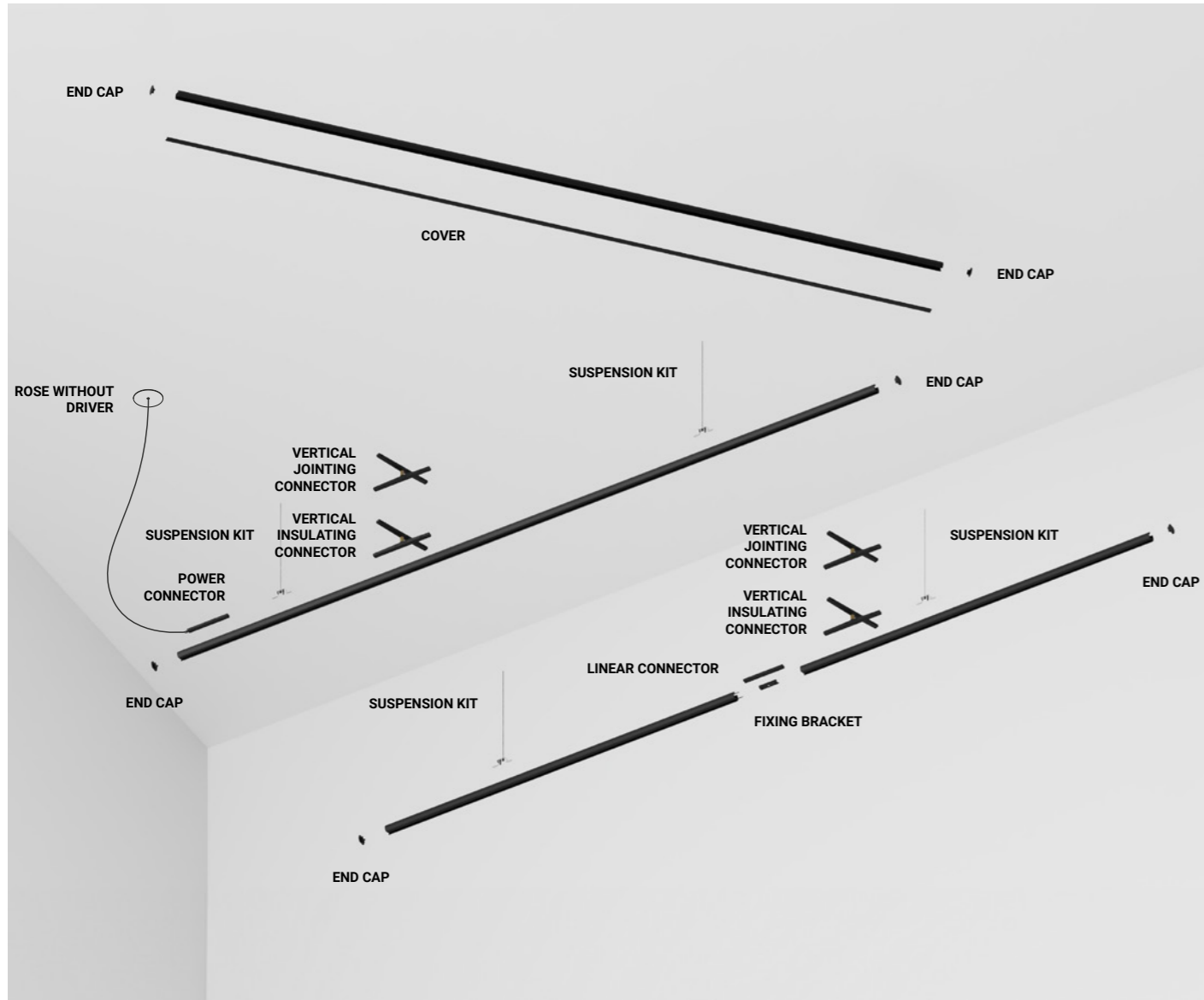
.04 Matt Black

Certification

Luminaire US/CAN certification pending. CHINA certification pending.

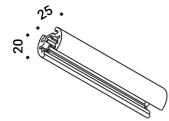
Apparecchio illuminante con certificazione US/CAN in corso. Certificazione CHINA in corso.





Compulsory accessories / Accessori obbligatori

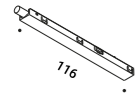
Installation kits / Kit d'installazione



Track 1 m / Binario 1 m		Not included
Matt White		1A6870300.01.00
Matt Black		1A6870400.01.00
Matt Nickel		1A6874500.01.00

Track 2 m / Binario 2 m		Not included
Matt White		1A6870300.02.00
Matt Black		1A6870400.02.00
Matt Nickel		1A6874500.02.00

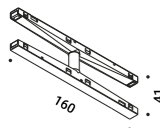
Track 3 m / Binario 3 m		Not included
Matt White		1A6870300.03.00
Matt Black		1A6870400.03.00
Matt Nickel		1A6874500.03.00



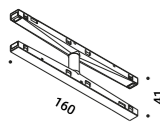
Power connector / Elemento di alimentazione		Not included
Matt White	Output 48V DC - Max 10A	1A4180300.04.00
Matt Black	Output 48V DC - Max 10A	1A4180400.04.00



End cap / Tappo di chiusura		Not included
Matt White		1A6870300.05.00
Matt Black		1A6870400.05.00



Vertical jointing connector / Connettore verticale passante		Not included
Matt White	Output 48V DC - Max 10A Brass joint	1A6870300.10.00
Matt Black	Output 48V DC - Max 10A Brass joint	1A6870400.10.00



Vertical insulating connector / Connettore verticale isolante		Not included
Matt White	Brass joint	1A6870300.11.00
Matt Black	Brass joint	1A6870400.11.00

The sizes are expressed in millimeters.

Compulsory accessories / Accessori obbligatori

Suspension kits / Kit di sospensione



Ceiling suspension kit - 2 m / Kit di sospensione a soffitto - 2 m		Not included
Standard	For suspension cables - 1 Piece	1A6870000.07.00



Recessed suspension kit - 2 m / Kit di sospensione a incasso - 2 m		Not included
Matt White	For suspension cables - 1 Piece Plasterboard cut-out Ø 35 mm Minimum space for mounting 120 mm	1A6870300.08.00
Matt Black	For suspension cables - 1 Piece Plasterboard cut-out Ø 35 mm Minimum space for mounting 120 mm	1A6870400.08.00

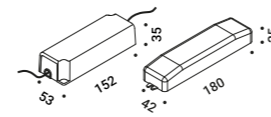


Ceiling rose without driver / Rosone senza alimentatore		Not included
Matt White	For electrical cables - 1 Piece	1X0010300.05.00
Matt Black	For electrical cables - 1 Piece	1X0010400.05.00

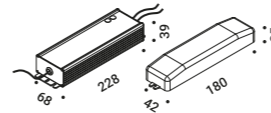


Recessed rose without driver / Rosone da incasso senza alimentatore		Not included
Matt White	For electrical cables - 1 Piece Plasterboard cut-out Ø 44 mm Minimum space for mounting 70 mm For 12,5 mm plasterboard	1X0000300.05.00
Matt Black	For electrical cables - 1 Piece Plasterboard cut-out Ø 44 mm Minimum space for mounting 70 mm For 12,5 mm plasterboard	1X0000400.05.00

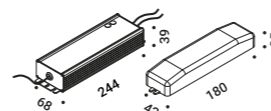
Drivers / Alimentatori



Driver with optoisolator / Alimentatore con optoisolatore		Not included
	Input 100-240V - 50/60Hz Output 48V - 60W - IP20 - DALI	1A4170000.19.00



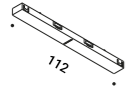
Driver with optoisolator / Alimentatore con optoisolatore		Not included
	Input 100-240V - 50/60Hz Output 48V - 150W - IP20 - DALI	1A2810000.11.00



Driver with optoisolator / Alimentatore con optoisolatore		Not included
	Input 100-240V - 50/60Hz Output 48V - 240W - IP20 - DALI	1A6870000.13.00

Optional accessories / Accessori opzionali

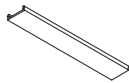
Installation kits / Kit d'installazione



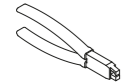
Linear connector / Connettore lineare			Not included
Matt White	Output 48V DC - Max 10A	1A4170300.16.00	
Matt Black	Output 48V DC - Max 10A	1A4170400.16.00	



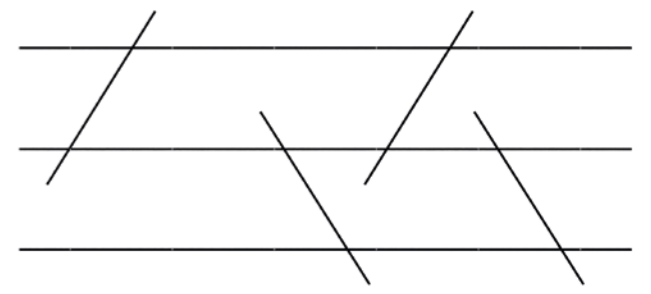
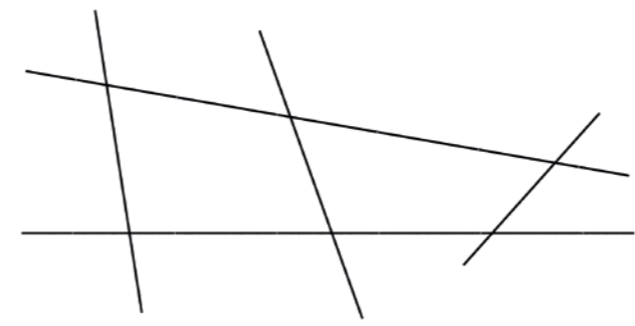
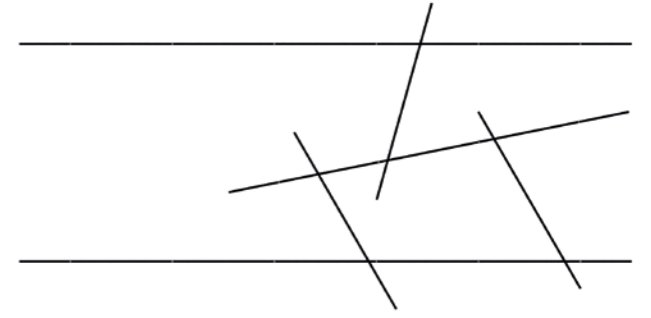
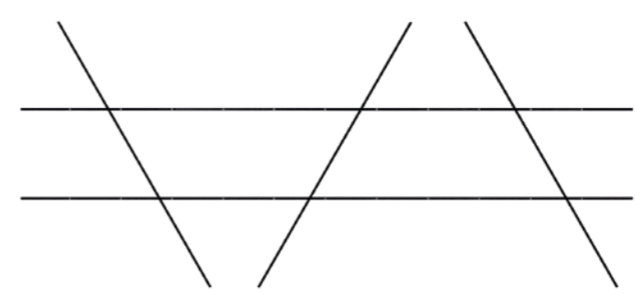
Fixing bracket / Staffa di fissaggio			Not included
Matt White		1A6870300.04.00	
Matt Black		1A6870400.04.00	
Matt Nickel		1A6874500.04.00	



Cover - 3 m / Copertura - 3 m			Not included
Matt White		1A4180300.08.00	
Matt Black		1A4180400.08.00	

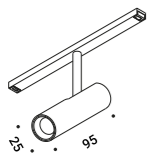


Locking tool / Strumento per bloccaggio			Not included
Standard		1A6870000.12.00	



Compulsory accessories / Accessori obbligatori

Luminaires / Corpi illuminanti



SPOT 25 - 25°

7,5W
48V DC
2700K - 300lm / 3000K - 320lm
CRI >90
Beam 25°
UGR <19

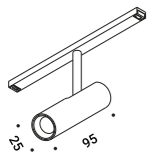
Driver integrated

DALI

CE IP20



Matt White - 2700K - DALI	1A7000300.27.01
Matt White - 3000K - DALI	1A7000300.30.01
Matt Black - 2700K - DALI	1A7000400.27.01
Matt Black - 3000K - DALI	1A7000400.30.01
Matt Nickel - 2700K - DALI	1A7004500.27.01
Matt Nickel - 3000K - DALI	1A7004500.30.01



SPOT 25 - 30°

7,5W
48V DC
2700K - 350lm / 3000K - 373lm
CRI >90
Beam 30°
UGR <19

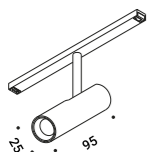
Driver integrated

DALI

CE IP20



Matt White - 2700K - DALI	1A7100300.27.01
Matt White - 3000K - DALI	1A7100300.30.01
Matt Black - 2700K - DALI	1A7100400.27.01
Matt Black - 3000K - DALI	1A7100400.30.01
Matt Nickel - 2700K - DALI	1A7104500.27.01
Matt Nickel - 3000K - DALI	1A7104500.30.01



SPOT 25 - 40°

7,5W
48V DC
2700K - 360lm / 3000K - 380lm
CRI >90
Beam 40°
UGR <19

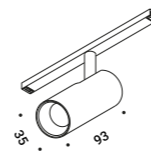
Driver integrated

DALI

CE IP20



Matt White - 2700K - DALI	1A7130300.27.01
Matt White - 3000K - DALI	1A7130300.30.01
Matt Black - 2700K - DALI	1A7130400.27.01
Matt Black - 3000K - DALI	1A7130400.30.01
Matt Nickel - 2700K - DALI	1A7134500.27.01
Matt Nickel - 3000K - DALI	1A7134500.30.01



SPOT 35 - 20°

12,5W
48V DC
2700K - 680lm / 3000K - 705lm
CRI >90
Beam 20°
UGR <19

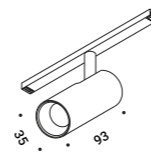
Driver integrated

DALI

CE IP20



Matt White - 2700K - DALI	1A7010300.27.01
Matt White - 3000K - DALI	1A7010300.30.01
Matt Black - 2700K - DALI	1A7010400.27.01
Matt Black - 3000K - DALI	1A7010400.30.01
Matt Nickel - 2700K - DALI	1A7014500.27.01
Matt Nickel - 3000K - DALI	1A7014500.30.01



SPOT 35 - 30°

12,5W
48V DC
2700K - 695lm / 3000K - 728lm
CRI >90
Beam 30°
UGR <19

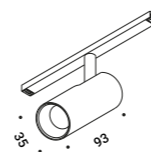
Driver integrated

DALI

CE IP20



Matt White - 2700K - DALI	1A7110300.27.01
Matt White - 3000K - DALI	1A7110300.30.01
Matt Black - 2700K - DALI	1A7110400.27.01
Matt Black - 3000K - DALI	1A7110400.30.01
Matt Nickel - 2700K - DALI	1A7114500.27.01
Matt Nickel - 3000K - DALI	1A7114500.30.01



SPOT 35 - 40°

12,5W
48V DC
2700K - 713lm / 3000K - 743lm
CRI >90
Beam 40°
UGR <19

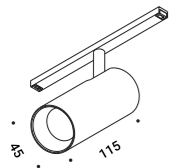
Driver integrated

DALI

CE IP20



Matt White - 2700K - DALI	1A7140300.27.01
Matt White - 3000K - DALI	1A7140300.30.01
Matt Black - 2700K - DALI	1A7140400.27.01
Matt Black - 3000K - DALI	1A7140400.30.01
Matt Nickel - 2700K - DALI	1A7144500.27.01
Matt Nickel - 3000K - DALI	1A7144500.30.01



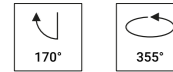
SPOT 45 - 20°

17,5W
48V DC
2700K - 912lm / 3000K - 960lm
CRI >90
Beam 20°
UGR <19

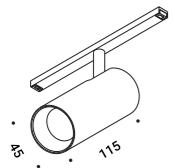
Driver integrated

DALI

CE IP20



Matt White - 2700K - DALI	1A7020300.27.01
Matt White - 3000K - DALI	1A7020300.30.01
Matt Black - 2700K - DALI	1A7020400.27.01
Matt Black - 3000K - DALI	1A7020400.30.01
Matt Nickel - 2700K - DALI	1A7024500.27.01
Matt Nickel - 3000K - DALI	1A7024500.30.01



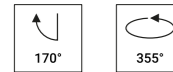
SPOT 45 - 25°

17,5W
48V DC
2700K - 1044lm / 3000K - 1091lm
CRI >90
Beam 25°
UGR <19

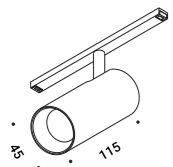
Driver integrated

DALI

CE IP20



Matt White - 2700K - DALI	1A7120300.27.01
Matt White - 3000K - DALI	1A7120300.30.01
Matt Black - 2700K - DALI	1A7120400.27.01
Matt Black - 3000K - DALI	1A7120400.30.01
Matt Nickel - 2700K - DALI	1A7124500.27.01
Matt Nickel - 3000K - DALI	1A7124500.30.01



SPOT 45 - 40°

17,5W
48V DC
2700K - 1013lm / 3000K - 1053lm
CRI >90
Beam 40°
UGR <19

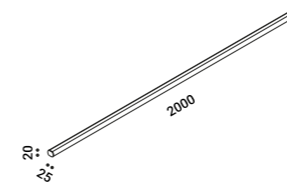
Driver integrated

DALI

CE IP20



Matt White - 2700K - DALI	1A7150300.27.01
Matt White - 3000K - DALI	1A7150300.30.01
Matt Black - 2700K - DALI	1A7150400.27.01
Matt Black - 3000K - DALI	1A7150400.30.01
Matt Nickel - 2700K - DALI	1A7154500.27.01
Matt Nickel - 3000K - DALI	1A7154500.30.01



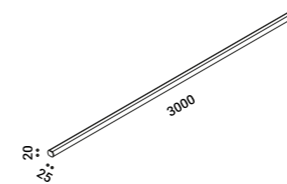
DIFFUSED LIGHT MODULE - 2 m

20W
48V DC
2700K - 2800lm / 3000K - 2900lm
CRI >90
Driver integrated

DALI

CE IP20

Matt White - 2700K - DALI	1A7040300.27.01
Matt White - 3000K - DALI	1A7040300.30.01
Matt Black - 2700K - DALI	1A7040400.27.01
Matt Black - 3000K - DALI	1A7040400.30.01
Matt Nickel - 2700K - DALI	1A7044500.27.01
Matt Nickel - 3000K - DALI	1A7044500.30.01



DIFFUSED LIGHT MODULE - 3 m

30W
48V DC
2700K - 4200lm / 3000K - 4350lm
CRI >90
Driver integrated

DALI

CE IP20

Matt White - 2700K - DALI	1A7090300.27.01
Matt White - 3000K - DALI	1A7090300.30.01
Matt Black - 2700K - DALI	1A7090400.27.01
Matt Black - 3000K - DALI	1A7090400.30.01
Matt Nickel - 2700K - DALI	1A7094500.27.01
Matt Nickel - 3000K - DALI	1A7094500.30.01

Compulsory accessories / Accessori obbligatori

Luminaires / Corpi illuminanti



CALMA S

4W
Max 350mA DC
2700K - 410lm / 3000K - 438lm
CRI >90
Driver not included

CE IP20

Matt White - 2700K	1A6890300.27.20
Matt White - 3000K	1A6890300.30.20
Matt Black - 2700K	1A6890400.27.20
Matt Black - 3000K	1A6890400.30.20
Polished Gold - 2700K	1A6891900.27.20
Polished Gold - 3000K	1A6891900.30.20
Total Black - 2700K	1A6892600.27.20
Total Black - 3000K	1A6892600.30.20
Matt Nickel - 2700K	1A6894500.27.20
Matt Nickel - 3000K	1A6894500.30.20



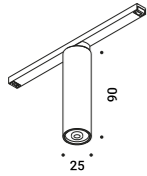
MISS 25

4W
Max 350mA DC
2700K - 290lm / 3000K - 310lm
CRI >90
Driver not included

CE IP20

Matt White - 2700K	1A6960300.27.20
Matt White - 3000K	1A6960300.30.20
Matt Black - 2700K	1A6960400.27.20
Matt Black - 3000K	1A6960400.30.20
Total Black - 2700K	1A6962600.27.20
Total Black - 3000K	1A6962600.30.20
Polished Black Chrome - 2700K	1A6962800.27.20
Polished Black Chrome - 3000K	1A6962800.30.20
Matt Nickel - 2700K	1A6964500.27.20
Matt Nickel - 3000K	1A6964500.30.20

Suspension kits / Kit di sospensione

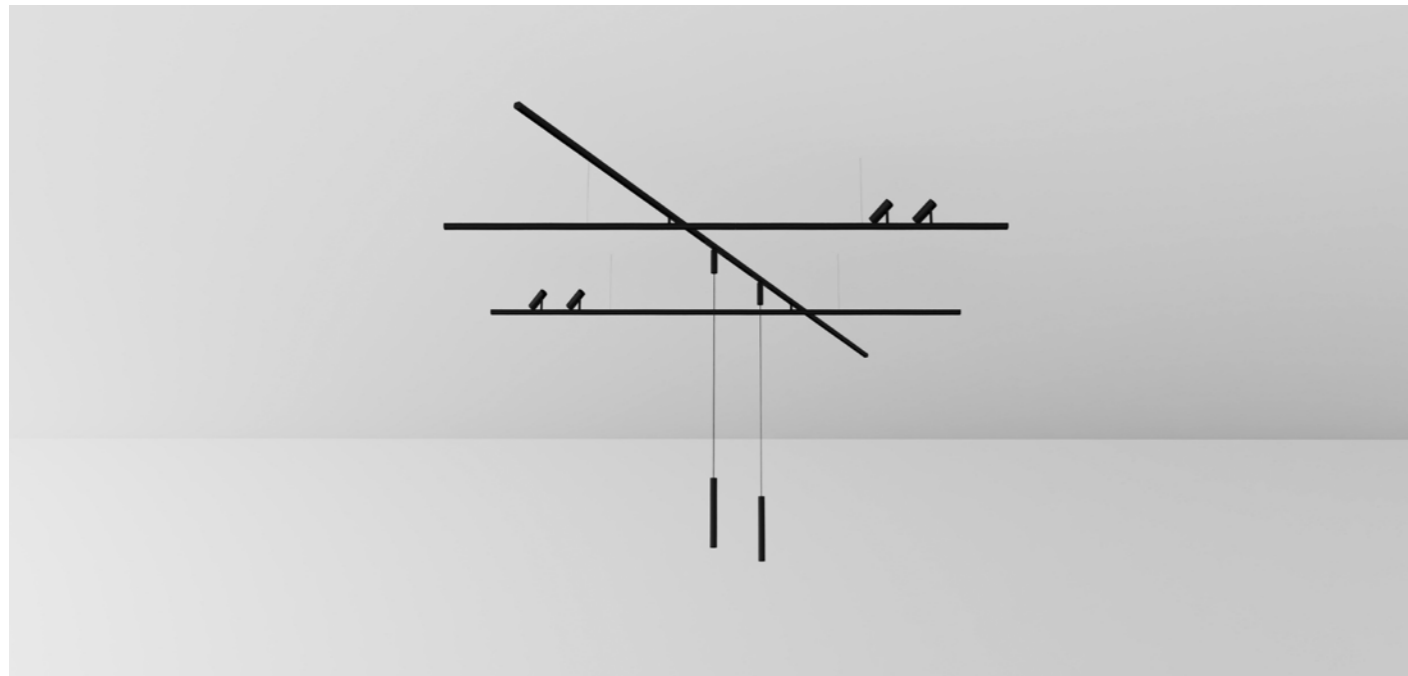
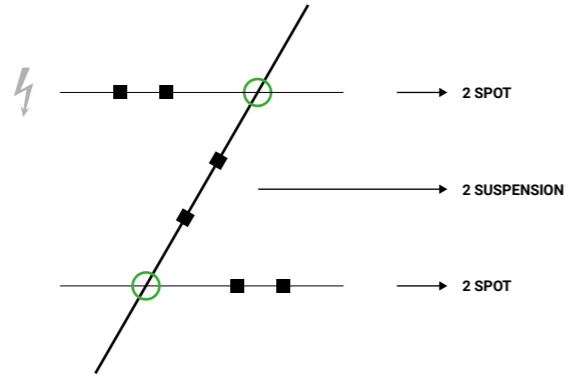


CARROPONTE adapter / Adattatore per CARROPONTE

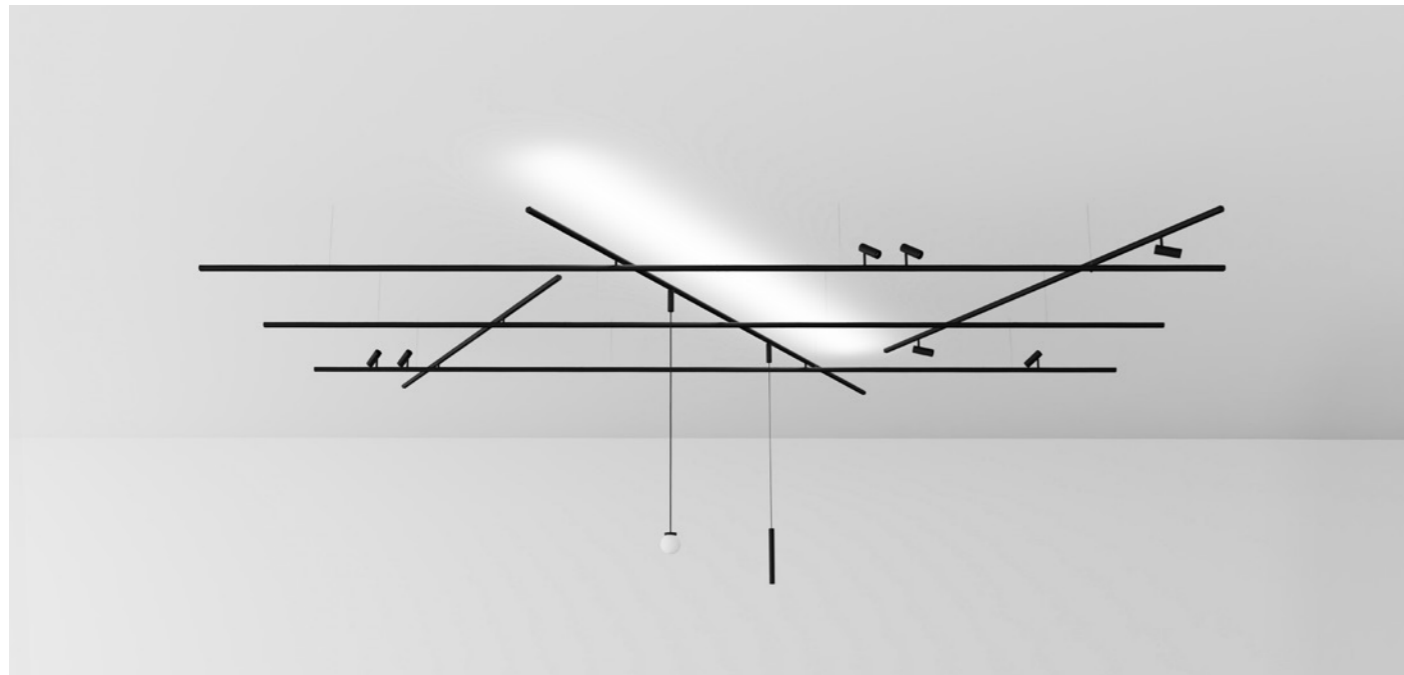
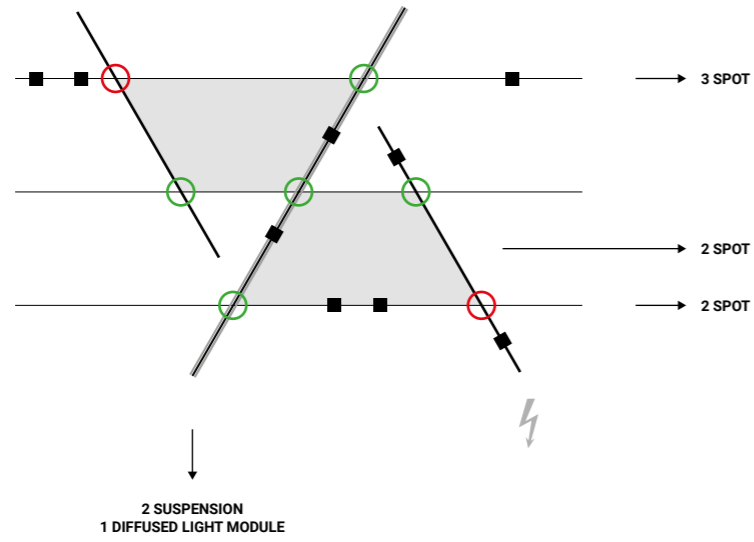
Not included

Matt White	Input 48V DC - Output 350mA DC Max 4W - IP20 - DALI	CALMA S / MISS 25	1X0290300.01.01
Matt Black	Input 48V DC - Output 350mA DC Max 4W - IP20 - DALI	CALMA S / MISS 25	1X0290400.01.01
Matt Nickel	Input 48V DC - Output 350mA DC Max 4W - IP20 - DALI	CALMA S / MISS 25	1X0294500.01.01

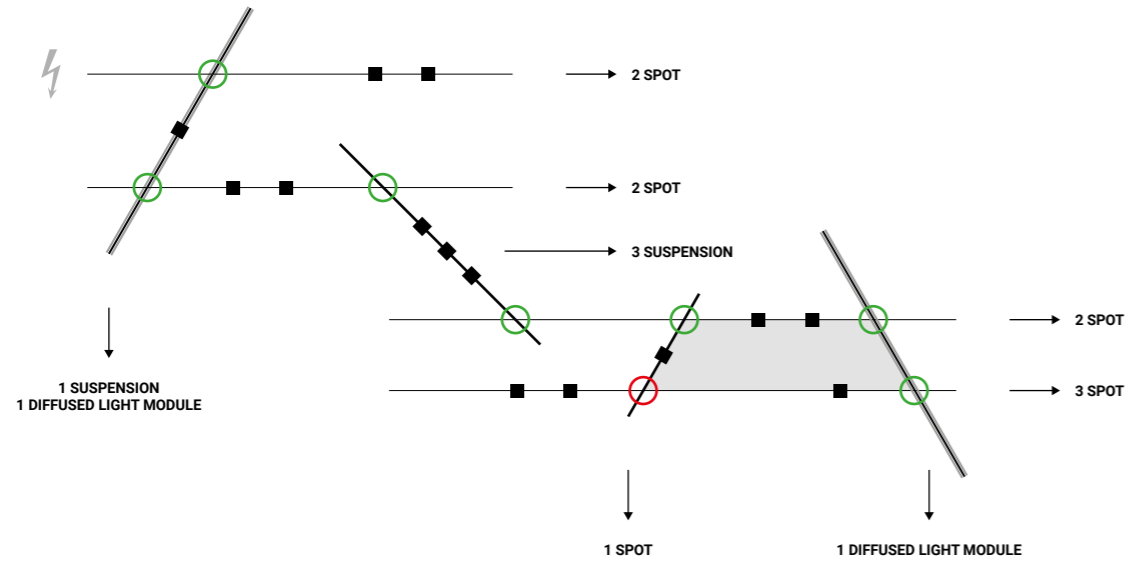




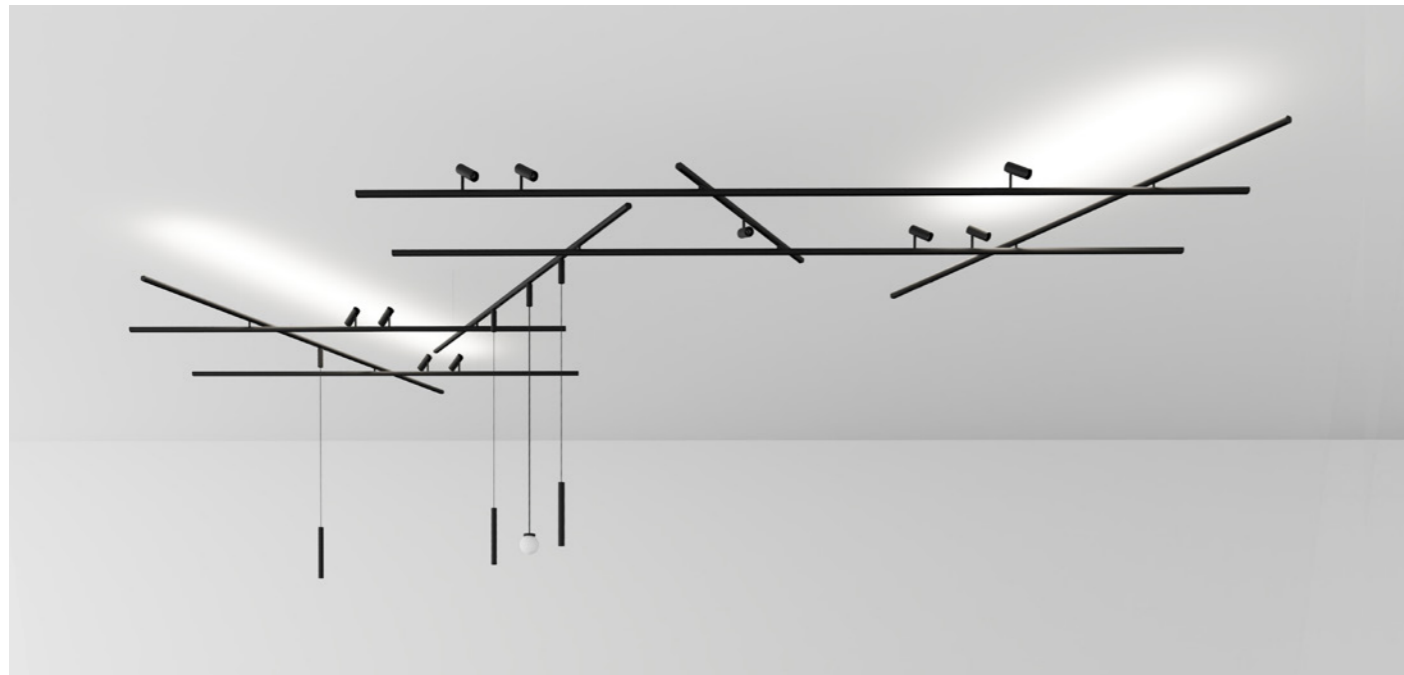
	Code	Description	Quantity
LAYOUT 01		Supporting module	2x 2m
		Transverse module	1x 3m
Structure components:	1A687XX00.02.00	Track 2 m	2
	1A687XX00.03.00	Track 3 m	1
	1A418XX00.04.00	Power connector - Output 48V DC - Max 10A	1
	1A687XX00.05.00	End cap	6
	1A687XX00.10.00	Vertical jointing connector - Output 48V DC - Max 10A	2
	1A687XX00.08.00	Recessed suspension kit - 2 m	4
	1X000XX00.05.00	Recessed rose without driver	1
	1A2810000.11.00	Driver with optoisolator - Output 48V - 150W	1
	1A418XX00.08.00	Cover - 3 m	1
	1X029XX00.01.01	CARROPONTE adapter	2
	Luminaires:	1A701XX00.YY.01	■ SPOT 35
1A696XX00.YY.20		■ MISS 25	2

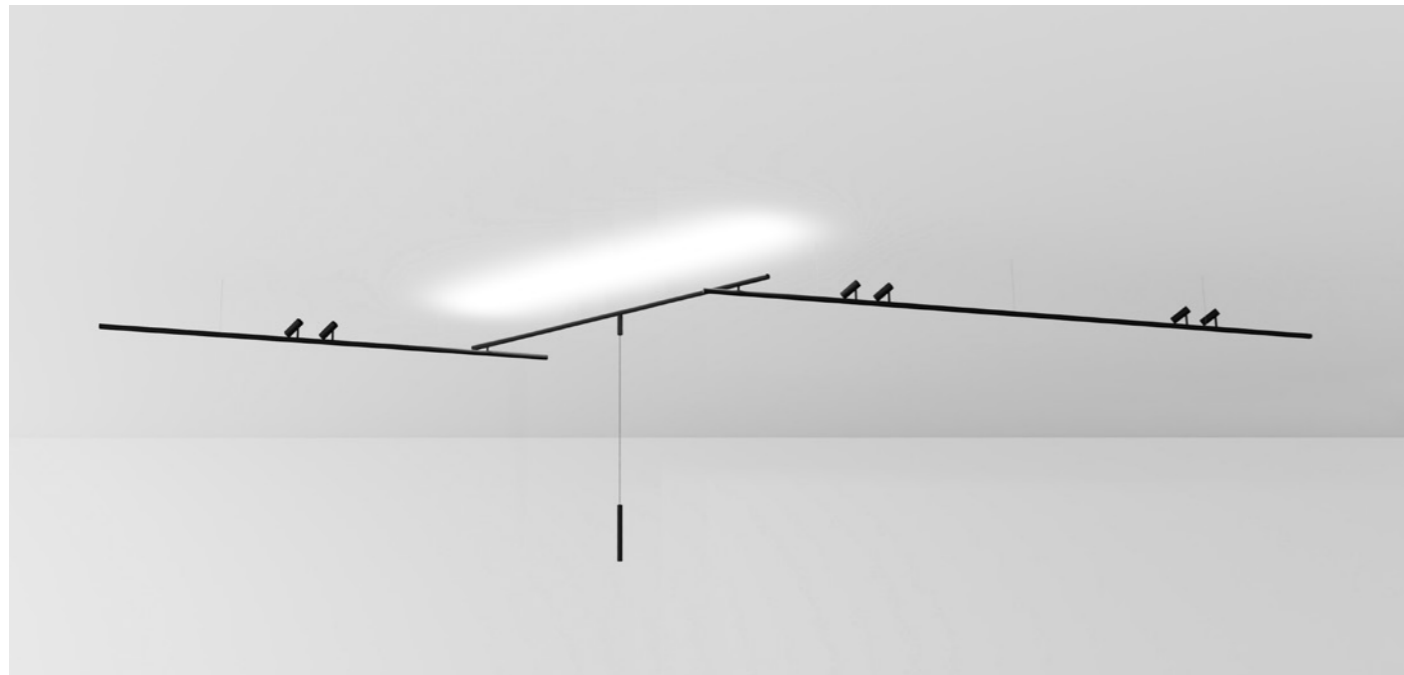
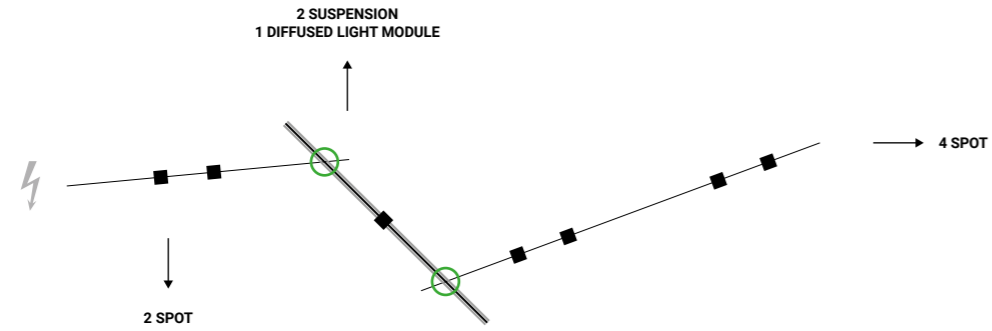


	Code	Description	Quantity
LAYOUT 02		Supporting module	3x 4m (2x 2m)
		Transverse module	2x 2m
Structure components:	1A687XX00.02.00	Track 2 m	8
	1A418XX00.04.00	Power connector - Output 48V DC - Max 10A	1
	1A687XX00.05.00	End cap	10
	1A687XX00.10.00	○ Vertical jointing connector - Output 48V DC - Max 10A	5
	1A687XX00.11.00	○ Vertical insulating connector	2
	1A687XX00.08.00	Recessed suspension kit - 2 m	12
	1X000XX00.05.00	Recessed rose without driver	1
	1A2810000.11.00	Driver with optoisolator - Output 48V - 150W	1
	1A417XX00.16.00	Linear connector	3
	1A687XX00.04.00	Fixing bracket	3
	1A418XX00.08.00	Cover - 3 m	3
	1X029XX00.01.01	CARROPONTE adapter	
	Luminaires:	1A700XX00.YY.01	■ SPOT 25
1A701XX00.YY.01		■ SPOT 35	2
1A702XX00.YY.01		■ SPOT 45	2
1A696XX00.YY.20		■ MISS 25	1
1A689XX00.YY.20		■ CALMA S	1
1A709XX00.YY.01		□ DIFFUSED LIGHT MODULE - 3 m	1



	Code	Description	Quantity
LAYOUT 03		Supporting module	2x 2m - 2x 3m
		Transverse module	1x 2m - 1x 1m
Structure components:	1A687XX00.01.00	Track 1 m	1
	1A687XX00.02.00	Track 2 m	3
	1A687XX00.03.00	Track 3 m	2
	1A418XX00.04.00	Power connector - Output 48V DC - Max 10A	1
	1A687XX00.05.00	End cap	12
	1A687XX00.10.00	Vertical jointing connector - Output 48V DC - Max 10A	7
	1A687XX00.11.00	Vertical insulating connector	1
	1A687XX00.08.00	Recessed suspension kit - 2 m	10
	1X000XX00.05.00	Recessed rose without driver	1
	1A6870000.13.00	Driver with optoisolator - Output 48V - 240W	1
	1A418XX00.08.00	Cover - 3 m	4
	1X029XX00.01.01	CARROPONTE adapter	4
Luminaires:	1A701XX00.YY.01	■ SPOT 35	10
	1A696XX00.YY.20	■ MISS 25	3
	1A689XX00.YY.20	■ CALMA S	1
	1A704XX00.YY.01	□ DIFFUSED LIGHT MODULE - 2 m	2





	Code	Description	Quantity	
LAYOUT 04		Supporting module	1x 2m - 1x 3m	
Structure components:	1A687XX00.02.00	Track 2 m	1	
	1A687XX00.03.00	Track 3 m	1	
	1A418XX00.04.00	Power connector - Output 48V DC - Max 10A	1	
	1A687XX00.05.00	End cap	4	
	1A687XX00.10.00	Vertical jointing connector - Output 48V DC - Max 10A	2	
	1A687XX00.08.00	Recessed suspension kit - 2 m	5	
	1X000XX00.05.00	Recessed rose without driver	1	
	1A2810000.11.00	Driver with optoisolator - Output 48V - 150W	1	
	1A418XX00.08.00	Cover - 3 m	1	
	1X029XX00.01.01	CARROPONTE adapter	1	
	Luminaires:	1A701XX00.YY.01	■ SPOT 35	6
		1A696XX00.YY.20	■ MISS 25	1
1A704XX00.YY.01		□ DIFFUSED LIGHT MODULE - 2 m	1	